

SVERKER[®] 3

Cold work tool steel

COLD WORK

PLASTIC MOULDING

HOT WORK

HIGH PERFORMANCE STEEL



This information is based on our present state of knowledge and is intended to provide general notes on our products and their uses. It should not therefore be construed as a warranty of specific properties of the products described or a warranty for fitness for a particular purpose.

General

Sverker 3 is a high-carbon, high-chromium tool steel alloyed with tungsten, characterized by:

- Highest wear resistance
- High compressive strength
- High surface hardness after hardening
- Good through-hardening properties
- Good stability in hardening
- Good resistance to tempering-back.

Sverker 3 has gained widespread acceptance as a steel with exceptional wear resistance, suitable for long-life tooling with low repair and maintenance costs, for maximum production economy.

Typical analysis %	C 2,05	Si 0,3	Mn 0,8	Cr 12,7	W 1,1
Standard specification	AISI D6, (AISI D3), (W.-Nr. 1.2436)				
Delivery condition	Soft annealed to approx. 240 HB				
Colour code	Red				

Applications

BLANKING

Sverker 3 is recommended for applications demanding maximum wear-resistance, such as blanking and shearing tools for thin, hard materials; long-run press tools; forming tools; moulds for ceramics and abrasive plastics.

	Material thickness	Material hardness	
		≤ 180 HRC	> 180 HRC
<i>Tools for:</i> Blanking, punching, cropping, shearing, trimming, clipping	< 3	60–62	56–58
Short, cold shears for thin materials, shredding knives for plastics waste			56–60
Circular shears for light gauge sheet, car-board etc.			58–60
Clipping, trimming tools for forgings			58–60
Wood milling cutters, reamers, broaches			56–58

FORMING

<i>Tools for:</i>	HRC
Bending, raising, deep-drawing; Rim-rolling, spinning and flow-forming	56–62
Tube- and section-forming rolls	58–62
Cold drawing/sizing dies	58–62
Compacting dies for metal powder parts	58–62
Master hobs for cold hobbing	56–60
<i>Dies for moulding of:</i> Ceramics, bricks, tiles; Grinding wheels; Tablets; Abrasive plastics	58–62
Gauges, measuring tools; Guide rails, bushes, sleeves; Knurling tools; Sandblast nozzles	58–62
Crushing hammers	56–60
Swaging blocks	56–60

Properties

PHYSICAL DATA

Hardened and tempered to 62 HRC. Data at ambient temperature and elevated temperatures.

Temperature	20°C (68°F)	200°C (390°F)	400° (750°F)
Density kg/m ³ lbs/in ³	7 700 0,277	7 650 0,276	7 600 0,275
Modulus of elasticity N/mm ² kp/mm ² tsi psi	194 000 19 800 12 565 28,1 x 10 ⁶	189 000 19 300 12 240 27,4 x 10 ⁶	173 000 17 600 12 040 25,1 x 10 ⁶
Coefficient of thermal expansion per °C from 20° per °F from 68°F	– –	11,0 x 10 ⁻⁶ 6,1 x 10 ⁻⁶	10,8 x 10 ⁻⁶ 6,0 x 10 ⁻⁶
Thermal conductivity W/m °C Btu in/ft ² h °F	20,5 142	21,5 149	23,0 159
Specific heat J/kg °C Btu/lb °F	460 0,110	– –	– –

COMPRESSIVE STRENGTH

The figures are to be considered as approximate.

Hardness	Compressive strength Rc0,2 MPa
62 HRC	2200
60 HRC	2100
55 HRC	1850
50 HRC	1600

Heat treatment

SOFT ANNEALING

Protect the steel and heat through to 850°C (1560°F). Then cool in the furnace at 10°C (20°F) per hour to 650°C (1200°F), then freely in air.

STRESS RELIEVING

After rough machining the tool should be heated through to 650°C (1200°F), holding time 2 hours. Cool slowly to 500°C (930°F), then freely in air.

HARDENING

Preheating temperature: 600–700°C (1110–1290°F)

Austenitizing temperature: 920–1000°C (1690–1830°F) normally 940–980°C (1725–1800°F).

Temperature		Soaking time* minutes	Hardness before tempering
°C	°F		
920	1690	60	approx. 65 HRC
960	1760	30	approx. 66 HRC
1000	1830	15	approx. 66 HRC

*Soaking time = time at hardening temperature after the tool is fully heated through.

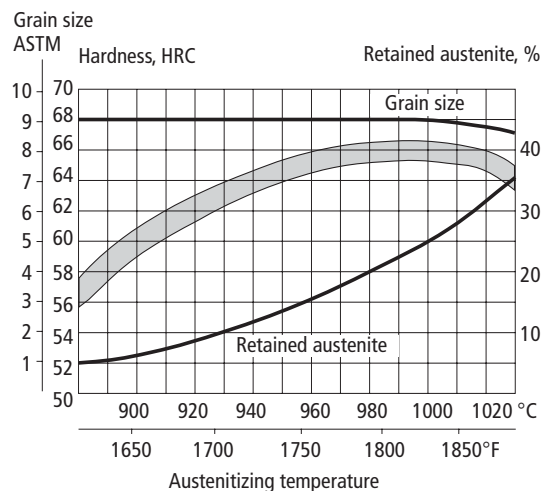
Protect the part against decarburization and oxidation during hardening.

QUENCHING MEDIA

- Oil
- Vacuum (high speed gas)
- Forced air/gas
- Martempering bath or fluidized bed at 180–500°C (360–930°F), then cooling in air.

Note: Temper the tool as soon as its temperature reaches 50–70°C (120–160°F).

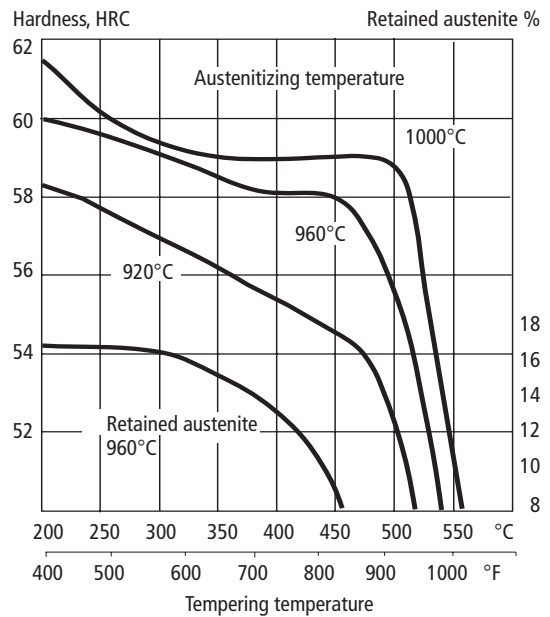
Hardness, grain size and retained austenite as functions of austenitizing temperature.



TEMPERING

Choose the tempering temperature according to the hardness required by reference to the tempering graph. Temper twice with intermediate cooling to room temperature. Lowest tempering temperature 180°C (360°F). Holding time at temperature minimum 2 hours.

Tempering graph



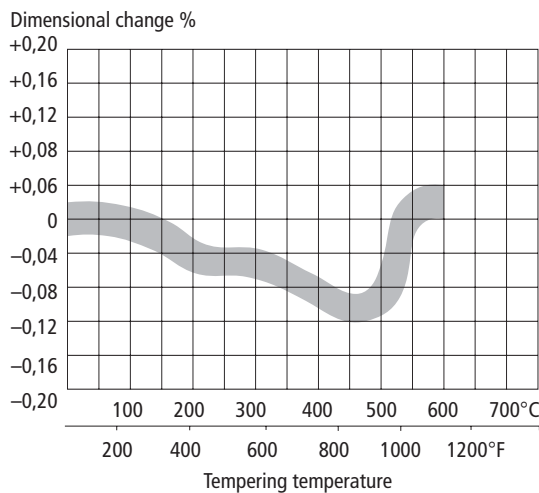
A fine-blanking tool made from Sverker 3, for the manufacture of chain links for precision roller chains.

DIMENSIONAL CHANGES DURING HARDENING

Sample plate, 100 x 100 x 25 mm, 4" x 4" x 1".

		Width %	Length %	Thickness %
Oil hardening from 960°C (1760°F)	min.	-0,05	+0,07	—
	max.	-0,08	+0,09	-0,08
Martempering from 960°C (1760°F)	min.	-0,01	+0,07	—
	max.	-0,03	+0,09	-0,16
Air hardening from 960°C (1760°F)	min.	+0,05	+0,09	—
	max.	+0,06	+0,13	+0,05

DIMENSIONAL CHANGES DURING TEMPERING



Note: The dimensional changes on hardening and tempering should be added together.

SUB-ZERO TREATMENT

Pieces requiring maximum dimensional stability should be sub-zero treated, as volume changes may occur in the course of time. This applies, for example, to measuring tools like gauges and certain structural components.

Immediately after quenching the piece should be sub-zero treated to between -70 and -80°C (-95 to -110°F)—soaking time 3–4 hours—followed by tempering. Sub-zero treatment will give a hardness increase of 1–3 HRC. Avoid intricate shapes as there will be risk of cracking.


Aging occurs at 110–140°C during 25–100 h.

NITRIDING

Nitriding will give a hard diffused surface layer which is very resistant to wear and erosion, and also increases corrosion resistance. Nitriding in ammonia gas at a temperature of 525°C (975°F) gives a surface hardness of approx. 1150 HV₁.

Nitriding temperature		Nitriding time hours	Depth of case approx.	
°C	°F		mm	inch
525	980	20	0,20	0,008
525	980	30	0,25	0,010
525	980	60	0,30	0,012

Two hours nitrocarburizing at 570°C (1060°F) gives a surface hardness of approx. 800 HV₁. The case-depth having this hardness will be 10–20 µm (0,0004"–0,0008"). The figures refers to hardened and tempered material.



Sverker 3 blanking and piercing tool to produce lamination plates from abrasive high-silicon sheet.

Machining recommendation

The cutting data below are to be considered as guiding values which must be adapted to existing local conditions. More detailed information can be found in Uddeholm "Cutting Data Recommendations".

TURNING

Cutting data parameters	Turning with carbide		Turning with high speed steel Fine turning
	Rough turning	Fine turning	
Cutting speed (v_c) m/min. f.p.m.	70–100 230–330	100–150 330–500	8–12 26–40
Feed (f) mm/r i.p.r.	0,3–0,6 0,012–0,023	–0,3 –0,012	–0,3 –0,012
Depth of cut (a_p) mm inch	2–6 0,08–0,16	0,5–2 0,02–0,08	0,5–3 0,02–0,12
Carbide designation ISO	K20, P10–P20 Coated carbide*	K15, P10 Coated carbide*	–

* Use a wear resistant Al_2O_3 coated carbide grade.

DRILLING

High speed steel twist drills

Drill diameter \varnothing		Cutting speed (v_c)		Feed (f)	
mm	inch	m/min.	f.p.m.	mm/r	i.p.r.
–5	–3/16	10–12*	30–40*	0,05–0,10	0,002–0,004
5–10	3/16–3/8	10–12*	30–40*	0,10–0,20	0,004–0,008
10–15	3/8–5/8	10–12*	30–40*	0,20–0,25	0,008–0,010
15–20	5/8–3/4	10–12*	30–40*	0,25–0,30	0,010–0,012

*For coated HSS drill $v_c = 16–18$ m/min. (52–60 f.p.m.).

Carbide drills

Cutting data parameters	Type of drill		
	Indexable insert	Solid carbide	Brazed carbide ¹⁾
Cutting speed (v_c) m/min. f.p.m.	100–130 330–430	50–70 165–230	30–40 100–130
Feed (f) mm/r i.p.r.	0,05–0,25 ²⁾ 0,002–0,010 ²⁾	0,10–0,25 ²⁾ 0,004–0,010 ²⁾	0,15–0,25 ²⁾ 0,006–0,010 ²⁾

¹⁾ Drill with internal cooling channels and brazed carbide tip.

²⁾ Depending on drill diameter.

MILLING

Face and square shoulder face milling

Cutting data parameters	Milling with carbide	
	Rough milling	Fine milling
Cutting speed (v_c) m/min. f.p.m.	90–110 300–360	110–130 360–430
Feed (f_z) mm/tooth inch/tooth	0,2–0,4 0,008–0,016	0,1–0,2 0,004–0,008
Depth of cut (a_p) mm inch	2–4 0,08–0,16	–2 –0,08
Carbide designation ISO	K20, P10–20 Coated carbide*	K15, P10 Coated carbide*

*Use a wear resistant Al_2O_3 coated carbide grade.

End milling

Cutting data parameters	Type of milling		
	Solid carbide	Carbide indexable insert	High speed steel
Cutting speed (v_c) m/min. f.p.m.	30–70 100–230	40–80 130–260	10–15 ¹⁾ 33–50 ¹⁾
Feed (f_z) mm/tooth inch/tooth	0,03–0,2 ²⁾ 0,001–0,008 ²⁾	0,08–0,2 ²⁾ 0,003–0,008 ²⁾	0,05–0,35 ²⁾ 0,002–0,014 ²⁾
Carbide designation ISO	–	K15, P10–P20 ³⁾ Coated carbide	–

¹⁾ For coated HSS end mill $v_c = 20–25$ m/min. (65–80 f.p.m.).

²⁾ Depending on radial depth of cut and cutter diameter.

³⁾ Use a wear resistant Al_2O_3 coated carbide grade.

GRINDING

General grinding wheel recommendation is given below. More information can be found in the Uddeholm publication "Grinding of Tool Steel".

Type of grinding	Wheel recommendation	
	Soft annealed condition	Hardened condition
Face grinding straight wheel	A 46 HV	B107 R75 B3 ¹⁾ A 46 HV
Face grinding segment	A 24 GV	3SG 46 FVSPF ¹⁾ A 36 FV
Cylindrical grinding	A 46 LV	B126 R75 B3 ¹⁾ A 60 KV
Internal grinding	A 46 JV	B107 R75 B3 ¹⁾ A 60 IV
Profile grinding	A 100 LV	B107 R100 V ¹⁾ A 100 JV

¹⁾ The first choice is a CBN grinding wheel for this operation

Welding

Good results when welding tool steel can be achieved if proper precautions are taken during welding (elevated working temperature, joint preparation, choice of consumables and welding procedure). If the tool is to be polished or photo-etched, it is necessary to work with an electrode type of matching composition.

Welding method	Working temperature	Consumables	Hardness after welding
MMA (SMAW)	200–250°C	Inconel 625-type UTP 67S Castolin 2 Castolin 6	280 HB 55–58 HRC 56–60 HRC 59–61 HRC
TIG	200–250°C	Inconel 625-type UTPA 73G2 UTPA 67S UTPA 696 Castotig 5	280 HB 53–56 HRC 55–58 HRC 60–64 HRC 60–64 HRC

Electrical-discharge machining

If spark-erosion, EDM, is performed in the hardened and tempered condition, the tool should then be given an additional temper at approx. 25°C (50°F) below the previous tempering temperature.

Further information can be obtained from the Uddeholm brochure "EDM of Tool Steel".

Further information

Contact your local Uddeholm office for further information on the selection, heat treatment, application and availability of Uddeholm tool steels, including the publications "Steels for Cold Work Tooling".

Relative comparison of Uddeholm cold work tool steel

MATERIAL PROPERTIES AND RESISTANCE TO FAILURE MECHANISMS

Uddeholm grade	Hardness/ Resistance to plastic deformation	Machinability	Grindability	Dimension stability	Resistance to		Fatigue cracking resistance	
					Abrasive wear	Adhesive wear	Ductility/ resistance to chipping	Toughness/ gross cracking
ARNE	████	██████	██████	█	████	████	████	████
CALMAX	████	██████	██████	██████	████	████	██████	██████
CALDIE	██████	██████	██████	██████	████	██████	██████	██████
RIGOR	████	██████	██████	██████	████	████	████	████
SLEIPNER	██████	██████	██████	██████	██████	██████	████	████
SVERKER 21	████	██████	████	████	██████	█	████	████
SVERKER 3	██████	████	█	████	██████	█	█	█
VANADIS 4 Extra	██████	██████	████	██████	██████	██████	██████	████
VANADIS 6	██████	████	████	██████	██████	██████	████	████
VANADIS 10	██████	████	█	██████	██████	██████	████	████
VANADIS 23	██████	██████	████	██████	██████	██████	████	████

UDDEHOLM EUROPE

AUSTRIA

UDDEHOLM
Hansaallee 321
D-40549 Düsseldorf
Telephone: +49 211 535 10
Telefax: +49 211 535 12 80

BELGIUM

UDDEHOLM N.V.
Waterstraat 4
B-9160 Lokeren
Telephone: +32 9 349 11 00
Telefax: +32 9 349 11 11

CZECHIA

BOHLER UDDEHOLM CZ s.r.o.
Division Uddeholm
U silnice 949
161 00 Praha 6 Ruzyne
Czech Republic
Telephone: +420 233 029 850.8
Telefax: +420 233 029 859

DENMARK

UDDEHOLM A/S
Kokmose 8, Bramdrupdam
DK-6000 Kolding
Telephone: +45 75 51 70 66
Telefax: +45 75 51 70 44

ESTONIA

UDDEHOLM TOOLING AB
Silikatsiidi 7
EE-0012 Tallinn
Telephone: +372 655 9180
Telefax: +372 655 9181

FINLAND

OY UDDEHOLM AB
Ritakuja 1, PL 57,
FIN-01741 VANTAA
Telephone: +358 9 290 490
Telefax: +358 9 2904 9249

FRANCE

UDDEHOLM S.A.
12 Rue Mercier, Z.I. de Mitry-Compans
F-77297 Mitry Mory Cedex
Telephone: +33 (0)1 60 93 80 10
Telefax: +33 (0)1 60 93 80 01

Branch office

UDDEHOLM S.A.
77bis, rue de Vesoul
La Nef aux Métiers
F-25000 Besançon
Telephone: +33 381 53 12 19
Telefax: +33 381 53 13 20

GERMANY

UDDEHOLM
Hansaallee 321
D-40549 Düsseldorf
Telephone: +49 211 535 10
Telefax: +49 211 535 12 80

Branch offices

UDDEHOLM
Falkenstr. 21
D-65812 Bad Soden/TS.
Telephone: +49 6196 659 60
Telefax: +49 6196 659 625

UDDEHOLM

Albstraße 10
D-73765 Neuhausen
Telephone: +49 715 898 65-0
Telefax: +49 715 898 65-25

GREAT BRITAIN, IRELAND

UDDEHOLM UK LIMITED
European Business Park
Taylors Lane, Oldbury
West Midlands B69 2BN
Telephone: +44 121 552 55 11
Telefax: +44 121 544 29 11

Dublin Telephone: +353 1 45 14 01

GREECE

UDDEHOLM STEEL TRADING
COMPANY
20, Athinon Street
G-Piraeus 18540
Telephone: +30 2 10 41 72 109/41 29 820
Telefax: +30 2 10 41 72 767

SKLERO S.A.

Steel Trading Comp. and
Hardening Shop
Frixou 11/Nikif. Ouranou
G-54627 Thessaloniki
Telephone: +30 31 51 46 77
Telefax: +30 31 54 12 50

HUNGARY

UDDEHOLM TOOLING/BOK
Dunaharaszti, Jedlik Ányos út 25
H-2331 Dunaharaszti 1.Pf. 110
Telephone/Telefax: +36 24 492 690

ITALY

UDDEHOLM Italia S.p.A.
Via Palizzi, 90
I-20157 Milano
Telephone: +39 02 35 79 41
Telefax: +39 02 390 024 82

LATVIA

UDDEHOLM TOOLING AB
Deglava street 50
LV-1035 Riga
Telephone: +371 7 701 983, -981, -982
Telefax: +371 7 701 984

LITHUANIA

UDDEHOLM TOOLING AB
BE PLIENAS IR METALAI
T. Masiulio 18b
LT-3014 Kaunas
Telephone: +370 37 370613, -669
Telefax: +370 37 370300

THE NETHERLANDS

UDDEHOLM B.V.
Isolatorweg 30
NL-1014 AS Amsterdam
Telephone: +31 20 581 71 11
Telefax: +31 20 684 86 13

NORWAY

UDDEHOLM A/S
Jernkroken 18
Postboks 85, Kalbakken
N-0902 Oslo
Telephone: +47 22 91 80 00
Telefax: +47 22 91 80 01

POLAND

INTER STAL CENTRUM
Sp. z o.o./Co. Ltd.
Dziekanow Polski, ul. Kolejowa 291,
PL-05-092 Lomianki
Telephone: +48 22 751 5675
Telefax: +48 22 751 5670

PORTUGAL

F RAMADA Aços e Industrias S.A.
P.O. Box 10
P-3881 Ovar Codex
Telephone: +351 56 58 61 11
Telefax: +351 56 58 60 24

RUSSIA

UDDEHOLM TOOLING CIS
25 A Bolshoy pr PS
197198 St. Petersburg
Telephone: +7 812 233 9683
Telefax: +7 812 232 4679

SLOVAKIA

UDDEHOLM Slovakia
Nástrojové ocele, s.r.o.
KRÁCINY 2
036 01 Martin
Telephone: +421 842 4 300 823
Telefax: +421 842 4 224 028

SLOVENIA

UDDEHOLM Italia S.p.A.
Via Palizzi, 90
I-20157 Milano
Telephone: +39 02 35 79 41
Telefax: +39 02 390 024 82

SPAIN

UDDEHOLM
Guifré 690-692
E-08918 Badalona, Barcelona
Telephone: +34 93 460 1227
Telefax: +34 93 460 0558

Branch office

UDDEHOLM
Barrio San Martin de Arteaga, 132
Pol.Ind. Torrelarragoiti
E-48170 Zamudio
(Bizkaia)
Telephone: +34 94 452 13 03
Telefax: +34 94 452 13 58

SWEDEN

UDDEHOLM TOOLING
SVENSKA AB
Aminogatan 25
SE-431 53 Mölndal
Telephone: +46 31 67 98 50
Telefax: +46 31 27 02 94

SWITZERLAND

HERTSCH & CIE AG
General Wille Strasse 19
CH-8027 Zürich
Telephone: +41 1 208 16 66
Telefax: +41 1 201 46 15
HANS KOHLER AG
Claridenstrasse 20
CH-8002 Zürich
Telephone: +41 1 207 11 11
Telefax: +41 1 207 11 10

UDDEHOLM NORTH AMERICA

USA

UDDEHOLM
4902 Tollview Drive
Rolling Meadows IL 60008
Telephone: +1 847 577 22 20
Telefax: +1 847 577 80 28

UDDEHOLM

548 Clayton Ct.,
Wood Dale IL 60191
Telephone: +1 630 350 10 00
Telefax: +1 630 350 08 80

UDDEHOLM

9331 Santa Fe Springs Road
Santa Fe Springs, CA 90670
Telephone: +1 562 946 65 03
Telefax: +1 562 946 77 21

UDDEHOLM

7900 Hub Parkway
Cleveland OH 44125
Telephone: +1 216 524 87 70
Telefax: +1 216 642 10 42

CANADA

UDDEHOLM LIMITED
2595 Meadowvale Blvd.
Mississauga, Ontario L5N 7Y3
Telephone: 905 812 9440
Telefax: 905 812 8659

MEXICO

UDDEHOLM
Calle Ocho no 2, Letra "C"
Fracc. Industrial Alce Blanco
53370 Naucalpan de Juarez
Estado de Mexico
Telephone: +52 5-576 5422
Telefax: +52 5-576 2139

UDDEHOLM

Lerdo de Tejada No.542
Colonia Las Villas
66420 San Nicolas de Los Garza, N.L.
Telephone: +52 8-352 5239
Telefax: +52 8-352 5356

UDDEHOLM SOUTH AMERICA

ARGENTINA

UDDEHOLM S.A.
Mozart 40
1619-Centro Industrial Garin
Garin-Prov. Buenos Aires
Telephone: +54 332 744 4440
Telefax: +54 332 745 3222

BRAZIL

UDDEHOLM ACOS ESPECIAIS Ltda.
Estrada Yae Massumoto, 353
CEP 09842-160
Sao Bernardo do Campo - SP Brazil
Telephone: +55 11 4393 4560, -4554
Telefax: +55 11 4393 4561

UDDEHOLM SOUTH AFRICA

UDDEHOLM Africa (Pty) Ltd.
P.O. Box 539
ZA-1600 Isando/Johannesburg
Telephone: +27 11-974 2781
Telefax: +27 11-392 2486

UDDEHOLM

AUSTRALIA

BOHLER-UDDEHOLM Australia
129-135 McCredie Road
Guildford NSW 2161
Private Bag 14
Telephone: +61 2 9681 3100
Telefax: +61 2 9632 6161

Branch offices

Sydney, Melbourne, Adelaide,
Brisbane, Perth, Newcastle,
Launceston, Albury, Townsville

ASSAB

ASSAB INTERNATIONAL

Skytteholmsvägen 2
P O Box 42
SE-171 11 Solna
Sweden
Telephone: +46 8 564 616 70
Telefax: +46 8 25 02 37

Subsidiaries

India, Iran, Turkey, United Arab
Emirates

Distributors in

Africa, Latin America, Middle East

ASSAB PACIFIC

ASSAB Pacific Pte. Ltd
171, Chin Swee Road
Singapore 169877
Telephone: +65 534 56 00
Telefax: +65 534 06 55

Subsidiaries

China, Hong Kong, Indonesia, Japan,
Korea, Malaysia, Philippine Islands,
Singapore, Taiwan, Thailand

When the first idea pops into your head, throughout the development process to the release of the new product, we'll be your partner. As the world's leading supplier of tooling materials and related services, we can be trusted. Meet us under the Uddeholm and ASSAB brands, wherever in the world you have your business.

